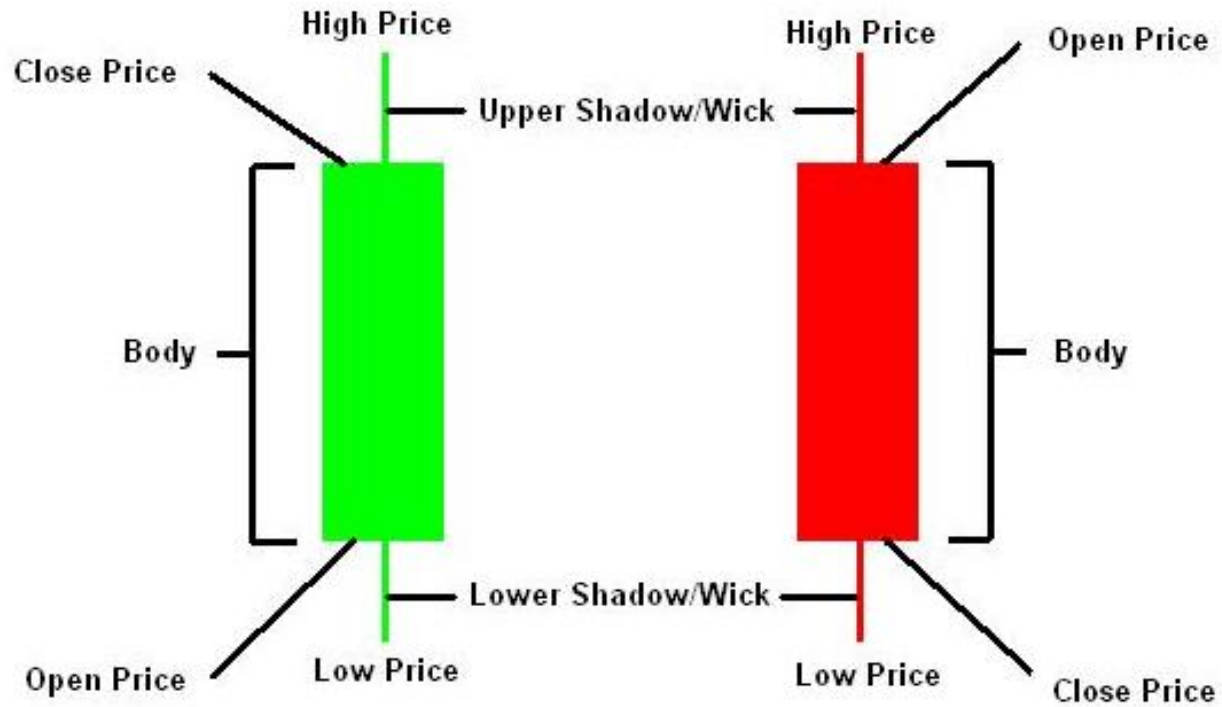




# CANDLESTICKS & TIMEFRAMES

[FITRADERS.COM](https://fitraders.com)

# CANDLESTICKS



**Bullish Candlestick**

**Bearish Candlestick**

# Bullish candlestick pattern



Hammer



Inverted hammer



Dragonfly doji




Spinning top



Bullish engulfing



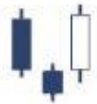
Bullish harami



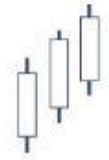
Tweezer bottom




Separating line



Morning star



Three white soldiers



Three line strike



Abandoned baby



Morning doji star



Dragonfly doji

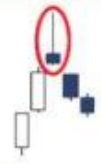


Rising sun

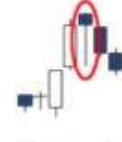


Bullish kicker

# Bearish candlestick pattern



Shooting star



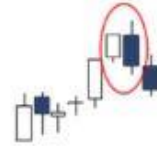
Hanging man



Gravestone doji



Spinning top



Bearish engulfing



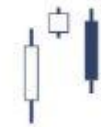
Bearish harami



Tweezer top



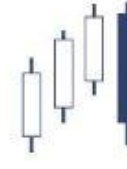
Separating line



Evening star



Three black crows



Three line strike



Abandoned baby



Evening doji star



Gravestone doji



Dark cloud cover



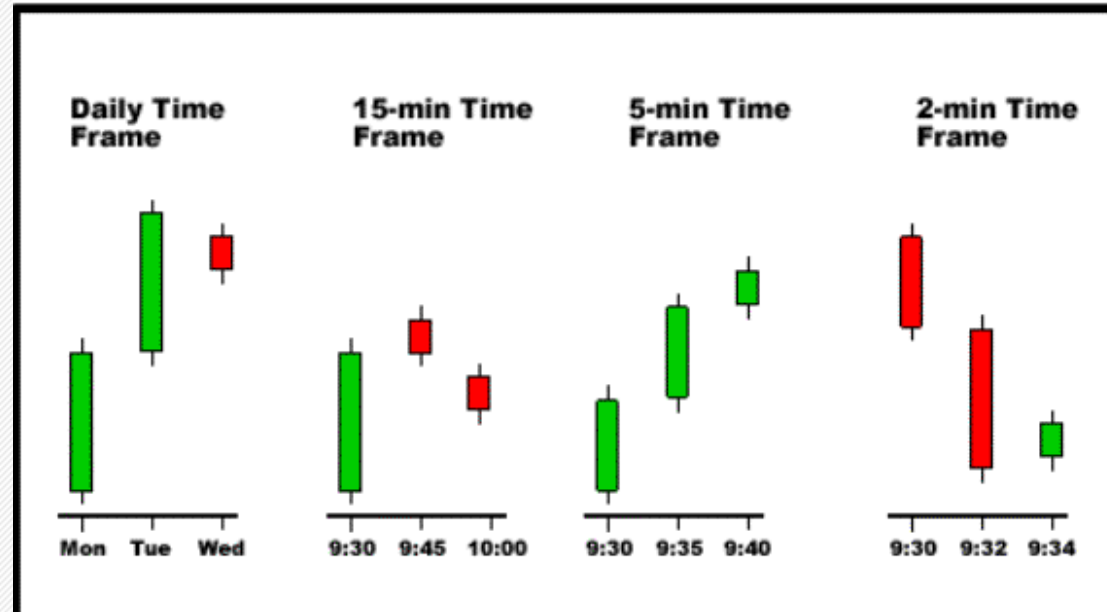
Bearish kicker



# TIMEFRAMES



## Candlestick Time Frames



# TIMEFRAMES



- TRADE THE TIMEFRAME YOU ARE ON
- The Bigger the timeframe the more convincing the move as it took more people to make it happen.